



Why Should I Use ReadSpeaker?



ReadSpeaker tools are more than just text to speech. They also give the ability to process information in different ways. Examples:

- If you learn by an oral presentation, then use ReadSpeaker webReader to listen to your lesson.
- If you are studying a difficult subject, then listen to your materials while you are reading the materials. The two processes of seeing the words (highlight words and sentences using ReadSpeaker) and hearing the words read to you is a form of bimodal presentation which has been shown to increase the retention of the material.
- If you are taking a test, then you may benefit from hearing the test spoken to you so that you can catch and understand the questions better.
-  Learning on the go: download your lesson pages to mp3 files and listen to them while you are offline. The download to mp3 button is found on the lower toolbar of the ReadSpeaker webReader player.
-  By clicking the ReadSpeaker activation tab, webReader will open and you can position the button where you desire on the page.



- You can change the reading speed, the text highlighting, or download the file. Customize it to your learning methodology!

Easily Distracted While Reading?

- Select the Page Mask which is available in ReadSpeaker webReader: 
 - This tool has two horizontal lines on it and grays out the screen above and below a customizable bright window that scrolls with you.
- Low vision or easily distracted?
 -  Use the Enlarge Text tool. This tool magnifies the text and shows it at the bottom of the page. The eye is naturally drawn to it.

There are many other ways to use the ReadSpeaker Suite of Learning Tools to aid you in your learning!

Embedded Links:

Bimodal Presentation: <https://www.readspeaker.com/report-benefits-bimodal-content-presentation/>